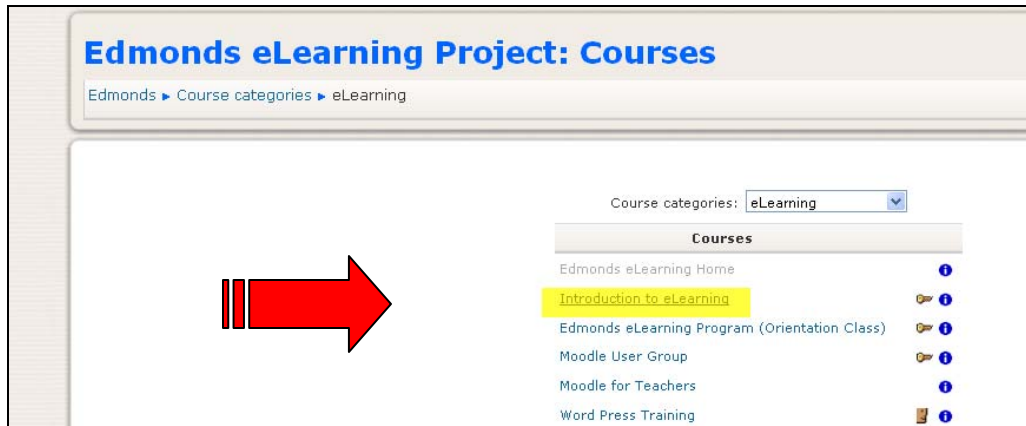


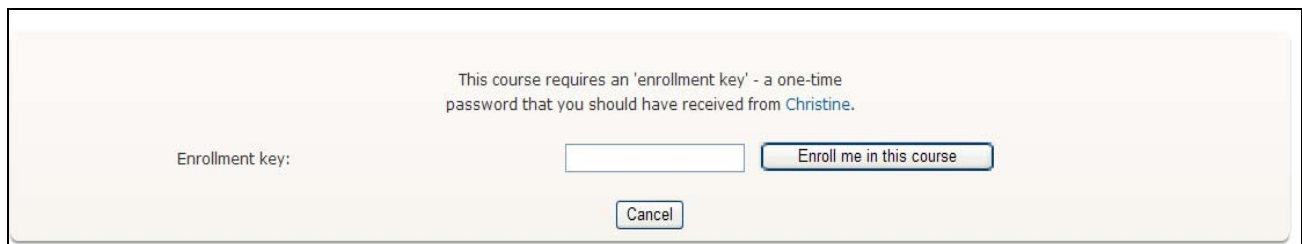
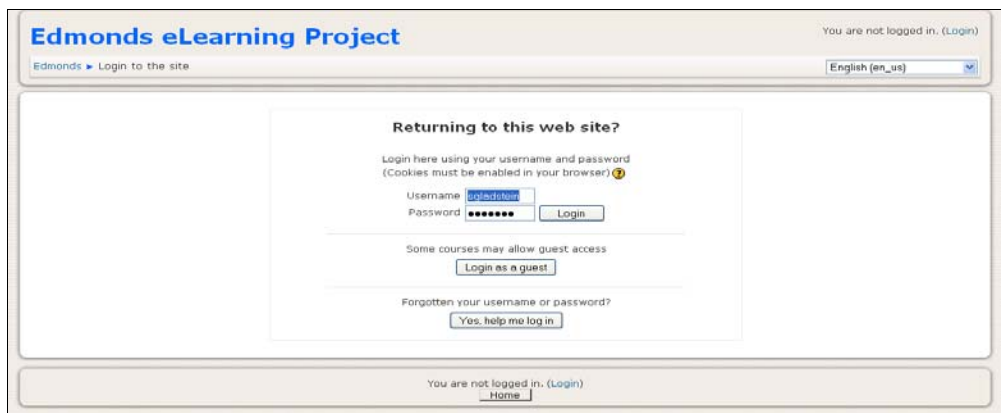
## Login to the Edmonds eLearning Site:

Go to: <http://smog.edmonds.wednet.edu/moodle> (Note there is no WWW in the address)

Click on the category "eLearning" and then the class "Introduction to eLearning"

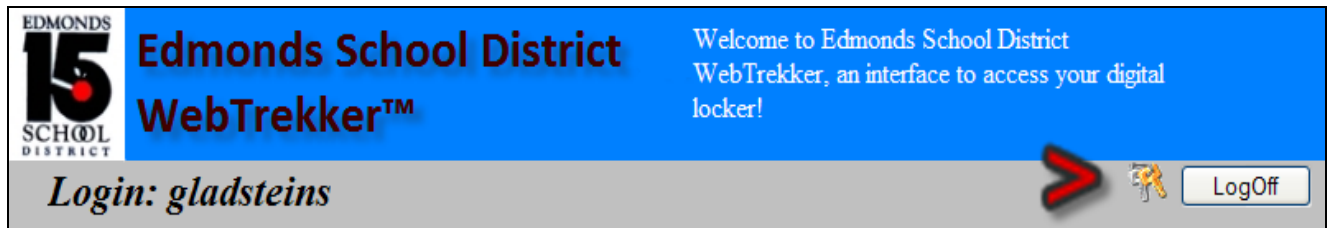


You will be promoted to login with your username and password. This is the same username and password you use to log into any school district computer or your Digital Locker (Accountability) account. Note this is the same username used for your Skyward Student access minus any spaces or special characters. For most classes you will also need an enrollment key. The enrollment key for this class is 7298. You will only need to enter this key once to be enrolled in the class.



If you need help logging in contact Sam Gladstein @ [GladsteinS@edmonds.wednet.edu](mailto:GladsteinS@edmonds.wednet.edu) or by phone at 425.431.7298

If you have not logged into the Edmonds system before you must first go to <http://webtrekker.edmonds.wednet.edu> and log in with your username (first five of your last name + first three of your first name + 000 - maybe 001, 002, etc) and the default password (first 4 characters of your last name + month of birth + day of birth. My last name is Gladstein and I was born June 5<sup>th</sup> therefore my password is glad0605 - all lowercase).



The screenshot shows the Edmonds School District WebTrekker login page. On the left is the Edmonds School District logo, featuring a large '15' and the text 'EDMONDS SCHOOL DISTRICT'. To the right of the logo, the text reads 'Edmonds School District WebTrekker™'. Further right, a blue banner contains the text: 'Welcome to Edmonds School District WebTrekker, an interface to access your digital locker!'. Below the banner, the username 'Login: gladsteins' is displayed. On the right side of the banner, there is a red arrow icon, a key icon, and a 'LogOff' button.

Once you log in change your password (look for the set of keys by the Log Out button) log out then log into the Edmonds eLearning site (<http://smog.edmonds.wednet.edu/moodle>) with your username and new password.

## Getting Started:

The Edmonds eLearning Program Moodle site at [smog.edmonds.wednet.edu/moodle](http://smog.edmonds.wednet.edu/moodle) is the online equivalent of your school for the online program.

Introduction to eLearning

You are logged in as Sam Gladstein: Student (Return to my normal role)

Edmonds » eLearning home

Return to my normal role Turn editing on

Topic outline

eLearning Orientation News and More -  
Be sure to check here for latest news and course announcements.  
eLearning Orientation News

1 eLearning Orientation Unit -  
You must complete all readings (0.1 - 0.9) and assignments (A, B, C) in this unit before you will be enrolled in the eLearning program.

- 0.1 Moodle SlideShow
- 0.2 Is Online Learning Right for Me?
- 0.3 What is Expected of Me?
- 0.4 Five Steps to Success
- 0.5 Getting Organized
- 0.6 Netiquette
- 0.7 Internet Safety
- 0.8 Time Management Tips and More
  - 0.8.1 Study Skills [+]
  - 0.8.2 Organizing Your Tasks [+]
  - 0.8.3 Motivating Yourself [+]
  - 0.8.4 Avoiding Procrastination - The hardest part of online learning [+]
- 0.9 APEX Student Tour [+]
- [A] Editing your student profile (Required)
- [B] Becoming a Successful Online Learner - Assignment - Submit Online

Student expectations and responsibilities. You must agree to this document before you complete this course.

- [C] Students Expectations and Requirements - Assignment

2 eLearning Handouts -  
Moodle, APEX and more student guides - we recommend you print copies of these guides for your use.

- eLearning Getting Started Guide - Print a Copy
- APEX for Beginners (Student Guide) - Print a Copy
- Acceptable Use Policy

3 eLearning Resources -  
Online resources, plug-ins etc that might be useful for you as an online student.

- Apple Quick Time [+]
- Acrobat, Shockwave, Flash & Authorware [+]
- Windows Media Player [+]
- Google Toolbar [+]
- Open Office Suite [+]

You are logged in as Sam Gladstein: Student (Return to my normal role)

Home

Your first task as a student is to log into the site and complete all the assignments in Unit #1 of the Edmonds Elearning Program online class.

Login to the Edmonds Online website at [smog.edmonds.wednet.edu/moodle](http://smog.edmonds.wednet.edu/moodle)

1. Go to your online class - **Introduction to eLearning.**
2. Complete the activities in eLearning Orientation Unit. This will help orient you to the online program and also demonstrate your skills and dedication as an online learner.
3. Read any new announcements for the online school.
4. Once you have completed all the assignments in this class you will be eligible to take classes in the Edmonds eLearning Program. We fill slots as openings occur in the program. All students **MUST** complete the Introduction to eLearning class to be eligible for the program.

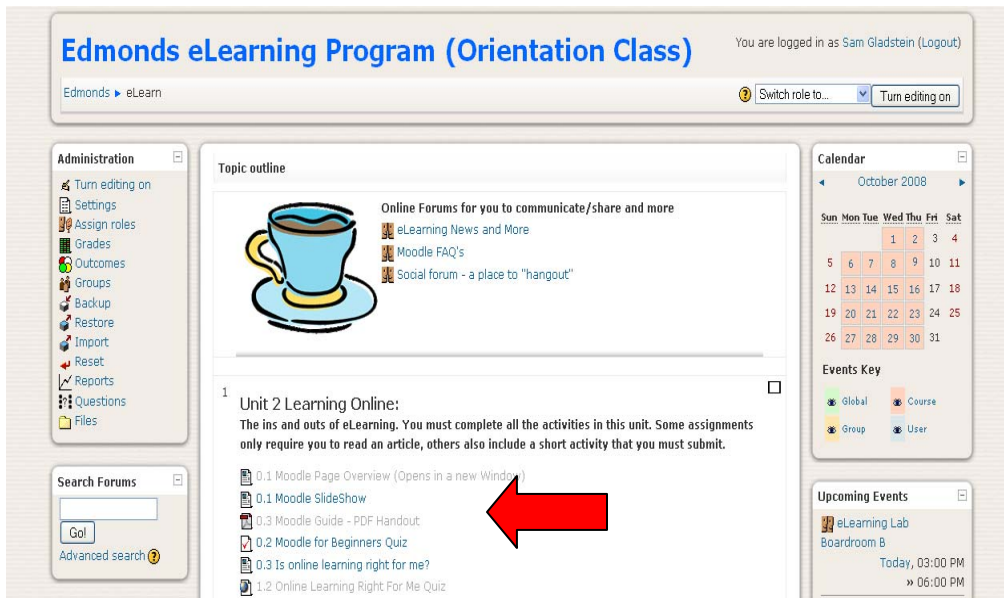
Be sure to give careful thought to your answers to the following:

Five steps to being a successful online student:

1. What are your goals for this program?
  - a. Why do you want to complete this class online?
2. What is your study plan?
3. What are you going to do to get help when you need it?
4. Why should you take notes as you work online?
5. Sum it all up:
  - a. What are you going to do as a student to be successful in the eLearning program?

## Navigating the Edmonds eLearning Site:


From the main screen or Topic Page for your class click on the link/activity you want to access.



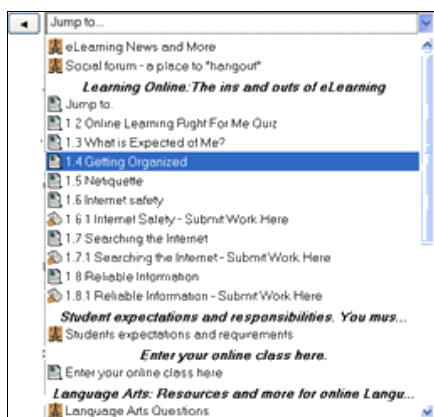
A page will open with that activity or resource.

There are three ways to navigate the learning system and return to the Topic Page

1. Use the Breadcrumbs at the top of the page to return to your class.



2. Use the Jump to... Menu to jump to any place / resource in the course



3. Click on the Home Button at the bottom of any page to return to the Topic Page

